


FITTING A CHROME SHARK GRILLE AND CLEAR REPEATER

Custom mods, such as fitting chrome shark grilles, take a few minutes to complete. The following steps show how Cool New (01708 738855) fit their chrome grilles with clear repeaters. Two grilles and two orange bulbs cost £49.95 including VAT.




1 Raise the bonnet and squeeze your hand down between the inner and outer wing. Push at the back of one of the grilles to pop it out



2 Detach the indicator bulb holder by turning it 45-degrees anti-clockwise



3 Remove the bulb and replace with an orange bulb for the clear side repeater




4 Fit the bulb holder into the new grille and refit onto the car. Repeat for the other side

CHANGING DOOR MIRROR COVERS

Removing your old door mirror covers and fitting an aftermarket cover or one from another Mini takes a matter of seconds. However,

disaster can strike if the clips that retain the cover break, so take your time and don't lose your temper. Cool New (01708 738855) stock a variety of covers. Here's what's involved in changing them.



1 Use your fingers to lever the top corner and release it from its clips. The clips are plastic, so don't be brutal, as they will break



2 Pull the cover down as its clips are released. Fit the new cover in the reverse order. Be gentle with those clips